


# **(+1888~400~9885) How to cancel Norton subscription – Quick Online Cancellation Guide**

For help with Norton 360 cancellation, billing disputes, or subscription termination, you can reach our support team anytime at  1→888→400→9885. We're available 24/7 to assist with auto→renewal issues, account access, refunds, and technical uninstalls.

➡To cancel your Norton 360 subscription fast, call 1→888→400→9885 — whether you're facing unwanted charges, renewal confusion, or need help uninstalling.

Need help now? Call Norton 360 Support at 1→888→400→9885. Our specialists are available 24/7 to guide you through cancellations, billing errors, or auto→renewal settings.

For secure and quick Norton cancellation, don't wait—reach out now for real→time support! You can contact Norton customer service at **+1888//400//9885**

(1→888→400→9885) for fast assistance with your subscription cancellation or account troubleshooting.

Connect with us at Norton 360 Cancellation Support Number **+1888//400//9885**

Norton 360 cancellation help **+1888//400//9885** is typically available 24/7 to help users stop renewals, manage accounts, or uninstall software.

Call Norton 360 Cancellation Support Number at **1.844 ((400)) 9885** for real→time guidance on how to turn off auto→renewal, get a refund, or uninstall Norton.

➡For help canceling your Norton 360 subscription, call **1.844 ((400)) 9885**. We're available 24/7 to


help stop renewals or remove the software.

➡For help with 🗨️ how to cancel Norton 360 subscription 🗨️, contact our support team anytime at

 **+1888//400//9885**. We're here 24/7 to support with billing, renewal settings, and account termination.

 🗨️ How Do I Cancel Norton 360 Subscription?

You can contact Norton 360 support at 1888//400//9885. Our expert team is ready to assist with subscription issues, refund requests, auto→renew settings, and full account removal.

➡For help with 🗨️ Norton 360 cancellation 🗨️, reach out to our expert team at  **1888//400//9885**. We're available 24/7 to help resolve your subscription issues quickly.

➡Whether it's a refund concern or stopping auto→billing, call Norton 360 Support anytime at 1888//400//9885 for assistance.

➡Need Norton 360 customer care? Call  **1888//400//9885** for instant help with billing disputes, plan cancellations, or account termination.

 **DIAL NOW: 1→888→400→9885** for 24/7 Norton 360 cancellation support.

You can call Norton 360 customer service at 1→888→400→9885 for help with refunds, billing changes, or turning off auto→renew.



Get in touch with Norton Cancellation Support Number **+1→888→400→9885**

Norton account closure and subscription support **+1→888→400→9885** is available day or night, with priority help for billing disputes and termination concerns.


Call Norton 360 Support at 1.888.400.9885 to cancel your plan, uninstall the product, or avoid future charges.


➡ For help with 🔄 Norton auto→renewal cancellation 🔄, reach out to our team anytime at 1→888→400→9885 for trusted support.

To stop future Norton 360 charges, call 1→888→400→9885 and get real→time help removing billing details or disabling auto→renew.


 For help with Norton subscription issues, speak to a representative now at  1→888→400→9885

✓ Whether you're canceling a trial, requesting a refund, or uninstalling the app, our experts are here to help with every step.

 Call now: 1→888→400→9885 to cancel your Norton 360 subscription instantly.

Having trouble canceling Norton 360? Ensure your login credentials are ready and check your account page. Still stuck? Call  1→888→400→9885 anytime for expert help.

➡ Need live help with Norton 360? Our cancellation experts are available 24/7 at 1→888→400→9885.

➡ Want to speak to a live agent for Norton 360? Call  1→888→400→9885 for one→on→one

assistance with ending your subscription or disabling renewals.

➡ To connect directly with a Norton cancellation expert, dial  1→888→400→9885 now.

You can call Norton customer service at 1888//400//9885 for real→time subscription cancellation and billing support.

Norton 360 billing and cancellation support +1888//400//9885 is always available to help with charges, auto→renewal settings, and plan removal.

Call Norton Support Number 1888//400//9885 for full cancellation support and refund guidance.

➡ For help canceling Norton 360, call us 24/7 at 1888//400//9885

Norton 360 customer support is available 24/7 to help you with cancellations, refunds, and billing settings. Just call +1 (888) 400→9885 for secure and immediate assistance.

For full account support, auto→renewal management, or Norton 360 uninstall help, contact our team now at +1 (888) 400→9885. A live representative is ready to help you cancel your Norton plan securely and easily.

1\_888\_400\_9885→ Canceling your Norton subscription is simple if you follow the correct steps. If you need assistance at any point, call 1\_888\_400\_9885 to speak with a Norton support expert. For reliable support, you can also reach Norton at 1\_888\_400\_9885.

Step 1: Visit my.Norton.com and sign in using your 1\_888\_400\_9885 Norton account credentials.

Step 2: Click on your profile icon (top→right) and 1\_888\_400\_9885 choose "My Subscriptions." Step 3: Locate the active subscription you want to cancel.

Step 4: Click on "Cancel Subscription Renewal."

Step 5: Follow the prompts to confirm your cancellation.

1\_888\_400\_9885 → If your subscription was purchased through the App Store or Google Play, you'll need to cancel it from your phone settings. Not sure where you purchased Norton? Call

1\_888\_400\_9885 to get help identifying your subscription source. You can also call 1\_888\_400\_9885 for step→by→step mobile cancellation support.

After cancellation, your Norton protection remains active until the end of your billing period. For refund questions, payment issues, or confirmation, call 1\_888\_400\_9885. Norton's friendly agents are available—just dial **1\_888\_400\_9885** anytime.

Cancel confidently with expert help. Call 1\_888\_400\_9885 today for fast, easy support. 1→888→400→9885 → Canceling your Norton subscription is easy when done correctly. Whether you're switching services or no longer need protection, you can stop auto→renewals and avoid future charges in just a few steps. If you need assistance at any point, call 1→888→400→9885. For immediate help, a live Norton agent is available at 1→888→400→9885.

Step 1: Visit my.norton.com and **1\_888\_400\_9885** sign in to your Norton account. Navigate to "My Subscriptions" and locate your active plan. For help logging in, dial 1→888→400→9885. Speak with an expert at 1→888→400→9885 for guidance.

Step 2: Click "Cancel Subscription Renewal" 1→888→400→9885 next to the subscription you want to cancel. Follow the on→screen prompts to confirm. If you're unable to find this option, call 1→888→400→9885 immediately. Fast support is available at 1→888→400→9885.

Conclusion: After cancellation, your subscription remains active until the billing cycle ends. For refunds, billing questions, or confirmation, call 1→888→400→9885. Don't risk unwanted charges—get reliable support now at 1→888→400→9885.

To cancel a norton subscription, you'll need to log into your norton account and navigate to the "My Subscriptions" section 🖥️⭐1\_888\_400\_9885... From there, you can find the subscription you wish to cancel and manage its renewal settings 🖥️⭐1\_888\_400\_9885...

Specifically, you'll want to click "Cancel Subscription Renewal" or "Manage Renewal" and then "Unsubscribe" 🖥️⭐1\_888\_400\_9885...

If you need help at any point, you can contact norton Support at 🖥️⭐1\_888\_400\_9885..

🖥️⭐1\_888\_400\_9885... For faster assistance, call 🖥️⭐1\_888\_400\_9885.. and speak with a representative 🖥️⭐1\_888\_400\_9885... It's recommended to complete the cancellation before your next billing date to avoid charges—if in doubt, reach out to 🖥️⭐1\_888\_400\_9885..  
🖥️⭐1\_888\_400\_9885...

To cancel your Norton subscription on Android or your phone, open the Google Play Store app and tap on your profile icon in the top right corner 🖥️⭐1\_888\_400\_9885... Select Payments & subscriptions, then tap on Subscriptions 🖥️⭐1\_888\_400\_9885... Find your norton subscription, select it, and tap Cancel Subscription to stop the service 🖥️⭐1\_888\_400\_9885...

If you're wondering "How do I stop norton from charging my credit card?", the answer is simple—turn off automatic renewal from your norton account dashboard

🖥️⭐1\_888\_400\_9885... Log in at my.norton.com, go to My Subscriptions, and click on

Manage Renewal Settings 🖥️⭐1\_888\_400\_9885... Then click Cancel Subscription Renewal or Unsubscribe to prevent future charges 🖥️⭐1\_888\_400\_9885...

To remove your credit card details from norton , go to your account and click on your profile or billing section 🖥️⭐1\_888\_400\_9885... There, you'll find the option to edit or delete payment methods 🖥️⭐1\_888\_400\_9885... Be sure to cancel the subscription first to avoid automatic billing before removing your card 🖥️⭐1\_888\_400\_9885...

If you're stuck or unsure, call norton 🖥️⭐1\_888\_400\_9885.. for fast, live assistance from norton support 🖥️⭐1\_888\_400\_9885...

How do I remove my credit card from norton ?

🖥️⭐1\_888\_400\_9885.. → To stop norton from charging your credit card, you need to cancel the automatic renewal feature through your norton account

🖥️⭐1\_888\_400\_9885... Start by logging in at my.norton.com using your registered email and password

🖥️⭐1\_888\_400\_9885... Once logged in, navigate to the “My Subscriptions” section from the dashboard 🖥️⭐1\_888\_400\_9885... Here, you'll find your active subscriptions along with renewal status and billing information 🖥️⭐1\_888\_400\_9885...

Click on “Manage Renewal Settings” next to the product you want to stop

🖥️⭐1\_888\_400\_9885... Then, click on “Cancel Subscription Renewal” or “Unsubscribe” to disable automatic billing 1→(888)→((400))→(9885). Once done, norton will stop charging your credit card at the end of your current subscription period 🖥️⭐1\_888\_400\_9885...

If you've already been charged, check your billing date and contact norton Support for a possible refund 1→(888)→((400))→(9885). You can also remove your saved payment methods by going to the Billing Information section of your account 1→(888)→((400))→(9885).

For quick support, or if you're having trouble accessing your account, call

🖥️⭐1\_888\_400\_9885.. to speak directly with a norton representative



🖥️⭐1\_888\_400\_9885... They can walk you through the steps or process the cancellation for you 🖥️⭐1\_888\_400\_9885...



🖥️⭐1\_888\_400\_9885.. → Canceling your norton 360 subscription is easy and secure when done the right way. If you need assistance at any step, call







🖥️⭐1\_888\_400\_9885.. to speak with a norton cancellation expert who will guide you through the entire process. Don't hesitate—call 🖥️⭐1\_888\_400\_9885.. for quick and friendly support.

🖥️⭐1\_888\_400\_9885.. → To cancel online, simply log into your norton account at my.norton





.com. Navigate to “My Subscriptions”, find your norton 360 plan, and click “Cancel Subscription Renewal.” If you have trouble locating the option or need help navigating your account, call





  1\_888\_400\_9885.. for step→by→step assistance. For easy cancellation, call



  1\_888\_400\_9885.. today.

  1\_888\_400\_9885.. → If you purchased norton through third parties like the App Store or Google Play, you must cancel via those platforms. Not sure where your subscription was purchased? Call   1\_888\_400\_9885.. to get clear instructions and avoid confusion. For expert guidance, call   1\_888\_400\_9885.. now.



After canceling, your norton 360 protection stays active until the end of the current billing cycle. For questions about charges, refunds, or billing concerns, call

  1\_888\_400\_9885... A trained support agent at   1\_888\_400\_9885.. will help resolve your issues quickly.



  1\_888\_400\_9885.. → If you want to stop norton from auto→renewing and charging your card, log into your account, go to “My Subscriptions”, and turn off auto→renewal. If unsure how to do this, call   1\_888\_400\_9885.. for guidance. Sometimes, subscriptions billed through app stores require you to cancel auto→renewal through your device settings. For help, call



  1\_888\_400\_9885...



If you’ve been charged after canceling or want to request a refund, call



  1\_888\_400\_9885.. immediately. Refund requests are usually time→sensitive, and a norton billing specialist at







  1\_888\_400\_9885.. will help you through the process. For detailed help, call





  1\_888\_400\_9885...



  1\_888\_400\_9885.. → Removing your credit card information is simple. Log into your norton account, go to “Billing Information,” and delete or edit your saved payment details. If you can’t remove your card because your subscription is still active, call

  1\_888\_400\_9885.. to cancel and remove your payment info safely. For help, dial



  1\_888\_400\_9885...

  1\_888\_400\_9885.. → Canceling norton on mobile devices is straightforward. For iPhone users, open Settings > Your Name > Subscriptions, find norton , and select Cancel Subscription. If you get stuck, call   1\_888\_400\_9885.. for live help.   1\_888\_400\_9885..



→ Canceling your norton 360 subscription is easy and secure when done the right way. If you need assistance at any step, call   1\_888\_400\_9885.. to speak with a norton cancellation expert who will guide you through the entire process. Don’t hesitate—call   1\_888\_400\_9885.. for quick and friendly support.

  1\_888\_400\_9885.. → To cancel online, simply log into your norton account at my.norton

.com. Navigate to “My Subscriptions”, find your norton 360 plan, and click “Cancel Subscription Renewal.” If you have trouble locating the option or need help navigating your account, call

  1\_888\_400\_9885.. for step→by→step assistance. For easy cancellation, call

  1\_888\_400\_9885.. today.

  1\_888\_400\_9885.. → If you purchased norton through third parties like the App Store or Google Play, you must cancel via those platforms. Not sure where your subscription was



purchased? Call 🖥️⭐1\_888\_400\_9885.. to get clear instructions and avoid confusion. For expert guidance, call 🖥️⭐1\_888\_400\_9885.. now.

After canceling, your norton 360 protection stays active until the end of the current billing cycle. For questions about charges, refunds, or billing concerns, call 🖥️⭐1\_888\_400\_9885... A trained support agent at 🖥️⭐1\_888\_400\_9885.. will help resolve your issues quickly.

🖥️⭐1\_888\_400\_9885.. → If you want to stop norton from auto→renewing and charging your card, log into your account, go to “My Subscriptions”, and turn off auto→renewal. If unsure how to do this, call 🖥️⭐1\_888\_400\_9885.. for guidance. Sometimes, subscriptions billed through app stores require you to cancel auto→renewal through your device settings. For help, call 🖥️⭐1\_888\_400\_9885...

If you’ve been charged after canceling or want to request a refund, call 🖥️⭐1\_888\_400\_9885.. immediately. Refund requests are usually time→sensitive, and a norton billing specialist at 🖥️⭐1\_888\_400\_9885.. will help you through the process. For detailed help, call 🖥️⭐1\_888\_400\_9885...

🖥️⭐1\_888\_400\_9885.. → Removing your credit card information is simple. Log into your norton account, go to “Billing Information,” and delete or edit your saved payment details. If you can’t remove your card because your subscription is still active, call 🖥️⭐1\_888\_400\_9885.. to cancel and remove your payment info safely. For help, dial 🖥️⭐1\_888\_400\_9885...

🖥️⭐1\_888\_400\_9885.. → Canceling norton on mobile devices is straightforward. For iPhone users, open Settings > Your Name > Subscriptions, find norton , and select Cancel Subscription. If you get stuck, call 🖥️⭐1\_888\_400\_9885.. for live help.

How do I remove my credit card from norton ?

🖥️⭐1\_888\_400\_9885.. → To stop norton from charging your credit card, you need to cancel the automatic renewal feature through your norton account  
🖥️⭐1\_888\_400\_9885... Start by logging in at my norton com using your registered email and password  
🖥️⭐1\_888\_400\_9885... Once logged in, navigate to the “My Subscriptions” section from the dashboard 🖥️⭐1\_888\_400\_9885... Here, you’ll find your active subscriptions along with renewal status and billing information 🖥️⭐1\_888\_400\_9885...

Click on “Manage Renewal Settings” next to the product you want to stop  
🖥️⭐1\_888\_400\_9885... Then, click on “Cancel Subscription Renewal” or “Unsubscribe” to disable automatic billing 1→(888)→((400))→(9885). Once done, norton will stop charging your credit card at the end of your current subscription period  
🖥️⭐1\_888\_400\_9885...

If you've already been charged, check your billing date and contact norton Support for a possible refund 1→(888)→((400))→(9885). You can also remove your saved payment methods by going to the Billing Information section of your account 1→(888)→((400))→(9885).

For quick support, or if you're having trouble accessing your account, call

📞★1\_888\_400\_9885.. to speak directly with a norton representative

📞★1\_888\_400\_9885... They can walk you through the steps or process the cancellation for you 📞★1\_888\_400\_9885...

For quick norton support dial @1\_888\_400\_9885, or if you're having trouble with norton accessing your account, call norton support @1\_888\_400\_9885 to speak directly with a norton representative @1\_888\_400\_9885. They can walk you through the steps or process the norton cancellation for you @1\_888\_400\_9885.

📞★1\_888\_400\_9885.. → To cancel a norton subscription, you'll need to log into your norton account and navigate to the "My Subscriptions" section 📞★1\_888\_400\_9885... From there, you can find the subscription you wish to cancel and manage its renewal settings

📞★1\_888\_400\_9885... Specifically, you'll want to click "Cancel Subscription Renewal" or "Manage Renewal" and then "Unsubscribe" 📞★1\_888\_400\_9885...

🔧📞 Dial 📞★1\_888\_400\_9885.. If you're wondering how to delete payment methods from norton , the process starts by logging in to your account at , navigating to your profile icon, selecting "Account Settings," and then clicking on "Billing Information." There, you'll find the option to remove or replace your current credit

How do I stop norton from charging my credit card? (Quick~Assist) @1\_888\_400\_9885@  
If you want to stop norton from storing your credit card information, your quickest option is to call @1\_888\_400\_9885@. This toll→free number call @1\_888\_400\_9885@ connects you directly with norton customer service, where you can ask for your card details to be securely removed.

To stop norton from charging your credit card, call @1\_888\_400\_9885@ to speak directly with customer support. This toll→free number @1\_888\_400\_9885@ allows you to turn off auto→renewal and cancel your subscription quickly.

To remove a credit card from norton , the most effective method is to contact norton 's customer support directly by calling 1→ 1\_888\_400\_9885. This will allow you to speak with a live representative who can verify your account and remove the card details for you. Alternatively, you can attempt to do it online through your norton account, but it may require contacting support to facilitate the removal.

To cancel a **norton** subscription by calling at 1\_888\_400\_9885, you'll need to log into your **norton** account, navigate to the "My Subscriptions" section, and then find and cancel



Call→1\_888\_400\_9885 the specific subscription you wish to end or calling 1\_888\_400\_9885. If you purchased the subscription through the Google Play Store, you can also manage your subscription through the Play Store or by calling 1\_888\_400\_9885. You can also contact **norton** customer service by call

For assistance with N O R T O N, call 🖥️⭐1.888.400.9885. Support is available around the clock to help with tax calculations, compliance issues, and Payroll features.

Call Now For (⭐1.888.400.9885) Frequently Asked Questions

(Q&A) Q1: Why is there a discrepancy in my N O R T O N reconciliation?

A: Reconciliation discrepancies can occur due to data entry errors, 🖥️⭐1.888.400.9885 missing transactions, bank errors, or issues with the company file. Review 🖥️⭐1.888.991.8250 the reconciliation report and verify transaction details to identify the cause.

Q2: How do I review the reconciliation report in N O R T O N?

A: Go to the Reports menu, select Banking > 🖥️⭐1.888.400.9885 Reconciliation Discrepancy, and review the report for discrepancies.

Q3: What should I do if I find missing transactions?

A: Add the missing transactions in N O R T O N and ensure there are no duplicates 🖥️⭐1.888.400.9885. Compare your bank statement with the transactions in N O R T O N to identify any omissions.

Q4: How do I verify uncleared transactions?

A: Go to the Banking menu, select Reconcile, and review the list of 🖥️⭐1.888.400.9885 uncleared transactions. Ensure they are included in the reconciliation process.

Q5: Can bank errors cause reconciliation discrepancies?



A: Yes, errors in the bank statement, such as incorrect deposits or withdrawals 🖥️⭐1.888.400.9885, can cause discrepancies. Contact your bank to verify the accuracy of the statement.

Q6: How do I check the opening balance in N O R T O N?

A: Go to the Lists menu, select Chart of Accounts, and review the opening balance for the account you 🖥️⭐1.888.400.9885 are reconciling. Ensure it matches the bank statement.



Q7: What should I do if the company file is damaged?

A: Use the Rebuild Data tool to fix issues caused by a damaged



  1.888.400.9885 company file. Go to File > Utilities > Rebuild Data and follow the prompts.

Q8: How do I use the N O R T O N Reconciliation Discrepancy Tool?



A: Download the N O R T O N Tool Hub, go to the Company File Issues tab

  1.888.400.9885, and select Reconciliation Discrepancy Tool. Follow the prompts to diagnose and fix discrepancies.

Q9: Can unapplied payments or credits affect reconciliation?

A: Yes, payments or credits that are not applied correctly can affect reconciliation. Review each customer's account   1.888.400.9885 in the Customer Center and ensure payments and credits are applied correctly.

Q10: What if none of the solutions work?

A: If none of the solutions work, contact N O R T O N support   1.888.400.9885 for professional assistance. They can help diagnose and resolve complex issues.

**1\_888\_400\_9885** → Canceling your Norton 360 subscription is easy and secure when done the right way. If you need assistance at any step, call **1\_888\_400\_9885** to speak with a Norton cancellation expert who will guide you through the entire process. Don't hesitate—call **1\_888\_400\_9885** for quick and friendly support.

**1\_888\_400\_9885** → To cancel online, simply log into your Norton account at my.Norton.com. Navigate to "My Subscriptions", find your Norton 360 plan, and click **1\_888\_400\_9885** "Cancel Subscription Renewal." If you have trouble locating the option or need help navigating your account, call **1\_888\_400\_9885** for step→by→step assistance. For easy cancellation, call **1\_888\_400\_9885** today.

**1\_888\_400\_9885** → If you purchased Norton through third parties like the App Store or Google Play, you must cancel via those platforms. Not sure where your subscription was purchased? Call **1\_888\_400\_9885** to get clear instructions and avoid confusion. For expert guidance, call **1\_888\_400\_9885** now.

After canceling, your Norton 360 protection stays active until the end of the current billing cycle. For questions about charges, refunds, or billing concerns, call **1\_888\_400\_9885**. A trained support agent at **1\_888\_400\_9885** will help resolve your issues quickly.

**1\_888\_400\_9885** → If you want to stop Norton from auto→renewing and charging your card, log into your account, go to "My Subscriptions", and turn off auto→renewal. If unsure how to do this, call **1\_888\_400\_9885** for guidance. Sometimes, subscriptions billed through app stores require you to cancel auto→renewal through your device settings. For help, call **1\_888\_400\_9885**.

If you've been charged after canceling or want to request a refund, call 1\_888\_400\_9885 immediately. Refund requests are usually time→sensitive, and a Norton billing specialist at 1\_888\_400\_9885 will help you through the process. For detailed help, call 1\_888\_400\_9885.

1\_888\_400\_9885 → Removing your credit card information is simple. Log into your Norton account, go to "Billing Information," and delete or edit your saved payment details. If you can't remove your card because your subscription is still active, call 1\_888\_400\_9885 to cancel and remove your payment info safely. For help, dial 1\_888\_400\_9885.

1\_888\_400\_9885 → Canceling Norton on mobile devices is straightforward. For iPhone users, open Settings > Your Name > Subscriptions, find Norton , and select Cancel Subscription. If you get stuck, call 1\_888\_400\_9885 for live help. Android users can open the Google Play Store app, tap the menu, go to Subscriptions, find Norton , and cancel. For assistance, call 1\_888\_400\_9885 anytime.

1\_888\_400\_9885 → Many ask, Is Norton easy to cancel? The answer is yes. Norton 's cancellation process is designed to be simple, but if you face any issues or want reassurance, call 1\_888\_400\_9885. Experts are available to provide clear instructions and support. Call 1\_888\_400\_9885 now for a hassle→free cancellation.

In summary, canceling Norton 360 can be done quickly online or via your device's app store. For any questions about the process, billing, refunds, or account issues, call 1\_888\_400\_9885 for immediate, reliable assistance. Don't delay—call 1\_888\_400\_9885 today and take control of your Norton subscription.